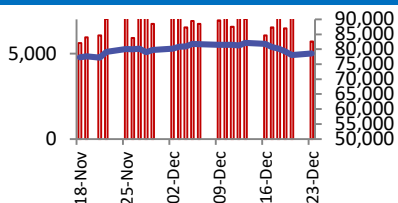
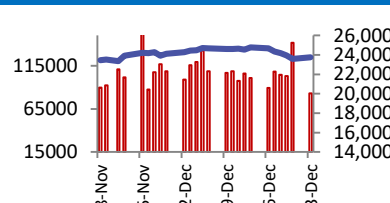


**BSE**



Open	78489
High	78918
Low	78189
Close	78540
Change	499
Volume (Lacs)	6283
Turnover (Rs.inCr)	5706

**NSE**



Open	23738
High	23870
Low	23647
Close	23753
Change	166
Volume(Lacs)	27273
Turnover(Rs.in Cr)	82922

World Markets	Current	Previous	Pt. Chg	Var(%)
Dow	42907	42840	67	0.2%
Dow Futures	43308	43319	(11)	0.0%
Nasdaq	19765	19573	192	1.0%
FTSE	8103	8085	18	0.2%
Nikkei	39046	39161	(116)	-0.3%
Hang Seng	20091	19883	208	1.0%
Gift Nifty	23767	23800	(34)	-0.1%
Straits Singapore	3770	3752	18	0.5%
South Korea	2438	2442	(4)	-0.2%
Taiwan	23274	23105	169	0.7%
Shanghai	3379	3351	27	0.8%

Commodity Prices	Current	Previous	Pt. Chg	Var(%)
Copper (\$/MT)	8912	8941	(29)	-0.3%
Alumin (\$/MT)	2527	2535	(8)	-0.3%
Zinc (\$/MT)	2985	2972	13	0.4%
Brent Crude (\$/bbl)	73	73	0	0.6%
Gold (\$/Ounce)	2618	2613	6	0.2%
Silver (\$/Ounce)	30	30	0	0.4%
Light Crude (\$/bbl)	70	69	0	0.5%
N G (\$/mmbtu)	4	4	0	1.8%
Sugar (\$/MT)	512	510	2	0.4%
Rubber (Rs./kg)	188	189	(1)	-0.5%
Baltic Dry Index	994	990	4	0.4%

Currency Exchange Rate	Current	Previous	Var(%)
Rs./ \$ rate	85.12	85.02	0.12%
Rs./ Euro	88.60	88.27	0.37%
Rs./Chinese Yuan	11.66	11.65	0.10%
Yen / \$ rate	157.08	157.17	-0.06%
\$ US/Euro	1.04	1.04	-0.07%

Dollar Index	Current	Previous	Var(%)
Dollar Index	108.12	108.04	0.08%

Support/ Resistance Levels for Today		
	Nifty	Bank Nifty Fut
Support 1	23640	51090
Support 2	23530	50870
Resistance	23870	51480

Securities in Ban For Trade	
BANDHANBNK	GRANULES
HINDCOPPER	MANAPPURAM
RBLBANK	

**Market Review**

**US:** Two of the three main US stock market indices opened in the green on Monday, marking a positive start to the Christmas-shortened trading week.

**Asia:** Shares opened higher in mainland China, while they were mixed in Japan and Australia. Taiwan Semiconductor Manufacturing Co. shares touched a record high in Taipei, extending a bumper year.

**India:** Benchmark equity indices tracked the gains in US and Asian markets to close higher on the first session of Christmas week. **Market is expected to open on a flattish note and likely to witness range bound move during the day.**

**Global economy:** Canada's economy exceeded market expectations with 0.3% growth in October, led by increases in oil and gas extraction and manufacturing, but gross domestic product likely contracted in November, data showed on Monday. September's growth rate was upwardly revised to 0.2% from an initial report of 0.1%, Statistics Canada (Statscan) data showed.

The U.S. economic data released recently shows an encouraging trend in the housing market, with New Home Sales figures exceeding expectations. The actual number of new single-family homes sold in the previous month reached an annualized rate of 664K. This figure not only surpassed the forecasted number but also showed a significant improvement compared to the previous data. Analysts had been predicting a more conservative figure, but the actual sales volume has proven these estimates to be on the conservative side.

**Commodities:** Oil prices rose in Asian trade on Tuesday but stuck to a tight trading range as traders remained uncertain over a potential supply glut and softening demand in the coming year.

Gold prices held steady on Tuesday, with investors bracing for a less aggressive path of interest rate cuts from the Federal Reserve next year, ahead of a shortened trading week due to the Christmas holiday.

**Currency:** The dollar was on the front foot on Tuesday as the prospect of higher-for-longer U.S. interest rates remained top of investors' minds, leaving other currencies struggling near milestone lows.

FII Derivative Transactions (Rs. Cr)

Contracts	Purchase		Sell		Net	Open Interest (OI)		OI (Previous day)		Change	
	Contract	Value	Contract	Value	Value	Contract	Value	Contract	Value	Contract	Value
Index Future	84818	5702	93427	6346	(644)	401887	26226	394628	25549	7259	677
Index Option	23501735	1554713	23798429	1583162	(28449)	9258577	610480	8070311	530865	1188266	79615
Stock Future	1958884	126823	1855105	120276	6547	5224367	337423	5131834	329581	92533	7842
Stock Option	1681510	112929	1616132	108614	4315	1512508	95466	1544278	97428	(31770)	(1962)
<b>Total</b>	<b>27226947</b>	<b>1800167</b>	<b>27363093</b>	<b>1818398</b>	<b>(18231)</b>	<b>16397339</b>	<b>1069595</b>	<b>15141051</b>	<b>983423</b>	<b>1256288</b>	<b>86172</b>

FII All Activity-BBG (Rs Cr)	Buy	Sell	Net
16-Dec-24	12260	12071	189
17-Dec-24	17951	20338	(2387)
18-Dec-24	14388	15311	(922)
19-Dec-24	15537	16330	(793)
20-Dec-24	32683	34556	(1873)
<b>Month to date- Dec</b>	<b>277957</b>	<b>257051</b>	<b>20906</b>
FII (Prov.) (Rs Cr)	Buy	Sell	Net
17-Dec-24	15559	21968	(6410)
18-Dec-24	13345	14662	(1317)
19-Dec-24	12685	16910	(4225)
20-Dec-24	30298	33896	(3598)
23-Dec-24	8705	8874	(169)
<b>Month to date-Dec</b>	<b>263614</b>	<b>267904</b>	<b>(4290)</b>
DII (Prov.) (Rs. Cr)	Buy	Sell	Net
17-Dec-24	11997	9290	2706
18-Dec-24	13345	14662	(1317)
19-Dec-24	14700	10756	3943
20-Dec-24	20119	18745	1374
23-Dec-24	11084	8856	2228
<b>Month to date-Dec</b>	<b>203295</b>	<b>193749</b>	<b>9546</b>
FII Debt - BBG (Rs. Cr)	Buy	Sell	Net
16-Dec-24	4318	3251	1067
17-Dec-24	2314	2622	(308)
18-Dec-24	1378	3200	(1822)
19-Dec-24	4805	3047	1758
20-Dec-24	3378	2137	1241
<b>Month to date- Dec</b>	<b>53764</b>	<b>41867</b>	<b>11897</b>

Market Breadth	BSE		NSE	
	No.	%	No.	%
Advance	1636	39%	1096	38%
Decline	2452	58%	1713	60%
Unchanged	130	3%	68	2%

Market Turnover	23-Dec	20-Dec	Var (%)
BSE Cash	5706	7263	-21%
NSE Cash	82922	141778	-42%
NSE Futures	328890	333722	-1%
NSE Options	20333376	12230646	66%
Total (Rs.Cr)	20750894	12713408	63%

Volatility Index	23-Dec	20-Dec
Volatility Index	13.52	15.07

Index PE - TTM	23-Dec	Yr. High	Yr. Low
Sensex	22.8	26.0	21.8
Nifty	21.9	28.8	20.8

Corporate News

**Vraj Iron and Steel Ltd commissions Sponge Iron Plant**

The company has successfully started commercial operation of a sponge iron plant on Monday at Village Dighoia, near Bilha Mode, Tehsil-Takhatpur, Dist. Bilaspur. (ET)

**HG Infra Engineering arm inks battery storage deal with NTPC**

The company's subsidiary, HG Banaskantha Bess, has entered into a battery energy storage purchase agreement with NTPC Vidyut Vyapar Nigam for the procurement of 185 MW/370 MWh on a long-term basis. (THL)

**Whirlpool partners with PG Electroplast to expand semi-automatic washing machine manufacturing**

The company has signed a definitive agreement with PG Electroplast for the contract manufacturing of select models of Whirlpool-branded semi-automatic washing machines. PG Electroplast will manufacture some of the SKUs for Whirlpool at its factory in Roorkee. PG Electroplast is already an existing supplier of Whirlpool-branded air conditioners. (NDTV)

Economy

**Weather woes to crush India's sugar production, export hopes**

Sugarcane yields in India are declining due to last year's drought and this year's excessive rains, which could reduce the country's sugar production below consumption levels for the first time in eight years, farmers and industry officials said on Monday. (ET)

**Retail inflation for farm, rural workers eases in November**

Retail inflation for farm workers and rural labourers dipped to 5.35 per cent and 5.47 per cent in November compared to 5.96 per cent and 6 per cent, respectively, in October this year. The All-India Consumer Price Index for Agricultural Labourers and Rural Labourers registered an increase of 5 points each in November 2024, reaching levels of 1,320 and 1,331, respectively, a labour ministry statement said. (ET)

International

**Google's proposed search result changes get thumbs up from EU airlines**

Google's proposed changes to its search results, aimed at complying with EU tech legislation, have been endorsed by the lobbying group Airlines for Europe, which includes Air France KLM and Lufthansa. These changes come in response to demands from various sectors, including price-comparison sites, hotels, airlines, and small retailers. The adjustments are part of Google's efforts to adhere to the Digital Markets Act, which prevents it from favoring its own products and services, under threat of fines up to 10% of its global annual turnover. (Inv)

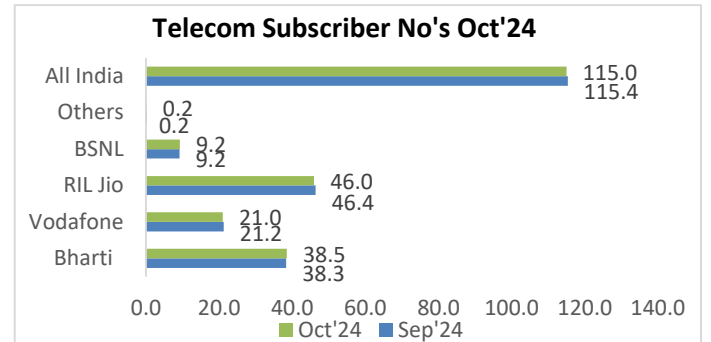
Top 5 Nifty Gainers	23-Dec	20-Dec	Var(%)
JSWSTEEL	937	917	2.1%
ITC	474	465	2.1%
HINDALCO	634	623	1.8%
INDUSINDBK	946	929	1.7%
TRENT	6946	6832	1.7%
Top 5 Nifty Losers	23-Dec	20-Dec	Var(%)
HEROMOTOCO	4273	4340	-1.6%
MARUTI	10822	10901	-0.7%
NESTLEIND	2152	2164	-0.6%
HCLTECH	1903	1911	-0.4%
BAJAIFINSV	1563	1570	-0.4%

BSE Index Watch	Last	1 day	1 wk	1 mth	1 yr
SENSEX	78540	0.6%	-3.9%	-0.7%	10.5%
MIDCAP	46274	0.1%	-3.8%	2.8%	29.0%
SMLCAP	54818	-0.6%	-4.2%	4.2%	30.5%
AUTO	51088	-0.1%	-5.3%	-3.9%	26.2%
BANKEKX	58327	1.0%	-4.4%	0.0%	8.9%
Capital Goods	68616	0.1%	-6.4%	1.8%	26.3%
FMCG	20512	0.8%	-1.4%	-1.3%	3.4%
Health Care	44079	0.0%	-0.2%	2.6%	43.4%
IT	43632	0.1%	-3.9%	1.8%	20.5%
METAL	29873	0.8%	-5.0%	-1.1%	15.2%
Oil & Gas	25894	0.8%	-3.7%	0.7%	15.2%
Power	7065	0.1%	-6.6%	-3.1%	24.1%
Realty	8372	1.4%	-4.0%	6.6%	38.9%

NSE USD Futures	23-Dec	20-Dec	Var (%)
Dec Expiry (Rs./\$)	85.15	84.25	1.1%
Jan Expiry (Rs./\$)	84.30	85.19	-1.0%
Total Turnover (Rs. Crore)	14531	5739	153%

Sectors	TTM PE
Auto	28.74
Auto Ancillary	48.47
Banking	13.93
Engineering	49.07
Cement	85.03
Diamonds & Jewellery	55.9
Housing Finance	25.63
Infrastructure & Const	34.76
Metals-Aluminium	37.79
Metal – Steel	16.49
Oil Expl.	13.37
Pharma	8.88
Power – Gen. Supp.	43.35
Information Tech.	27.55
Sugar	24.56
Telecom Serv. Prov.	69.38
Tyres	29.06

Telecom Subscribers in Crore (Source: TRAI)



10 year G-Sec Yield	Current	Previous	Change
US	4.58%	4.59%	(1) bps
Japan	1.09%	1.08%	2 bps
India	6.77%	6.79%	(1) bps
UK	4.55%	4.51%	4 bps
Libor 3 Mths	4.85%	4.85%	(0) bps

Indian Eco Data	Current	Previous	Var(%)
Forex Reserve (US\$ in bn)	653	653	0.0%
Inflation - WPI	1.89%	2.36%	(47) bps
Inflation - CPI	5.48%	6.21%	(73) bps

India GDP	Q2FY25	Q1FY25	Var(%)
Growth	5.40%	6.70%	(130)bps

Monetary Policy	Current	Previous	Change
Repo Rate	6.50%	6.50%	0 bps
Reverse Repo Rate	3.35%	3.35%	0 bps
CRR	4.00%	4.50%	(50) bps
O/S Banking System Liquidity (Rs bn)	-2035	-2036	1.0

IIP Growth %	Oct-24	Oct-23	Apr-Feb
IIP	3.5	11.9	4.3
Capital Goods	3.1	21.7	4.0
Mining	4.1	10.6	3.8
Manufacturing	2.0	20.4	6.1
Electricity	0.9	13.1	4.0





**Bulk Deal As On 23/12/24**

BSE					
Security Code	Security Name	Client Name	Deal	Quantity	Price
543319	AAPLUSTRAD	ANKIT MAHENDRABHAI PARLESHA	S	1792000	13.13
543319	AAPLUSTRAD	KULDEEP RANVIRSINGH TOMAR	B	1792000	13.13
538351	AFEL	SHRI GANESH SEEDS LLP	B	300000	15.19
538351	AFEL	SOMANI VENTURES AND INNOVATIONS LIMITED	S	293371	15.19
538465	AMARSEC	CHIRAG ASHWINBHAI ZAVERI	B	20000	26.8
538465	AMARSEC	HERLEKAR OMKAR PRAVIN	S	324128	27.84
538465	AMARSEC	KANCHANA R	B	46594	27.78
538465	AMARSEC	MUKESHKUMAR PREMCHAND LALWANI	B	18000	27.8
538465	AMARSEC	PAVAN KUMAR MALUR NAGARAJ	B	35000	27.72
538465	AMARSEC	PRAVESHKUMAR MACAN	B	26750	27.99
538465	AMARSEC	PUJA KUMARI RAI	B	16180	27.8
538465	AMARSEC	R S SANGANAL	B	37000	26.8
538465	AMARSEC	RAMESH VELJI KHUTHIA	B	18000	27.8
538465	AMARSEC	RAVISHANKARA GOWDA	B	25000	27.8
542721	ARL	MULTIPLIER SHARE & STOCK ADVISORS PRIVATE LIMITED	B	94905	136.33
543497	BCCL	JATIN MAHENDRA SHAH (HUF)	B	152000	256.6
543497	BCCL	ROHANPADSHAH	S	65600	256.6
540811	DML	SWAPNILSAGAR R VITHALANI	B	50000	23.7
512441	ENBETRD	KULDEEP RANVIRSINGH TOMAR	S	518937	15.04
540190	FRANKLININD	SHARE INDIA SECURITIES LIMITED	S	2010421	3.21
540190	FRANKLININD	SHARE INDIA SECURITIES LIMITED	B	1110441	3.15
544108	GPSL	KETAN CHANDULAL SHAH	S	14400	153.5
511543	GSBFIN	NIMISH BHUPENDRA SHAH	S	31474	49.75
544312	HAMPS	BIJAL PRITESH VORA	S	154000	106.82
544312	HAMPS	DHANKALASH DISTRIBUTORS PRIVATE LIMITED	S	74000	106.82
544312	HAMPS	MANSI SHARE & STOCK ADVISORS PRIVATE LIMITED	B	42000	106.82
544312	HAMPS	NARAYANAN OTTAPPATH	B	100000	106.82
526967	HEERAI SP	MAHENDRA JAIN NIVESH	B	50000	9.05
526967	HEERAI SP	RUCHIRA GOYAL	S	90030	9.05
526967	HEERAI SP	RUCHIRA GOYAL	B	60000	9.08
526967	HEERAI SP	UDAY R SHAH HUF	S	72000	9.08
539449	IGCIL	A S VENKATAJALANDAR	S	174410	12.93
539449	IGCIL	JVAIB TRADING PRIVATE LIMITED	S	281523	12.94
539449	IGCIL	SHERWOOD SECURITIES PVT LTD	S	449140	12.87
540134	IISL	KRISHNA TRADE FINANCE	S	39299	10.23
540134	IISL	KRISHNA TRADE FINANCE	B	53919	10.17
542446	JONJUA	KAILASHBEN ASHOKKUMAR PATEL	B	61230	10.54
538765	JSHL	MANISH BHARATBHAI SONI HUF	S	35000	4.25
530201	KALLAM	GURRAM VENKATA KRISHNA REDDY	S	600000	5.49
530201	KALLAM	PATIL SUSHIL KUMAR REDDY	B	561803	5.49
543613	MAFIA	GIRIRAJ STOCK BROKING PRIVATE LIMITED	S	24000	20.29
543613	MAFIA	GIRIRAJ STOCK BROKING PRIVATE LIMITED	B	28000	20.19
543613	MAFIA	LEELA DEVI	B	128000	19.75
543613	MAFIA	PANKAJ CHAWLA	S	64000	19.41
543613	MAFIA	SHEFALI KASLIWAL	B	28000	20.27
532140	MOHITE	SHRI GANESH SEEDS LLP	S	459825	61.56
539402	NAKSH	DIVYA KANDA	B	55200	14.59
539402	NAKSH	GREEN PEAKS ENTERPRISES LLP	S	97082	15.48
539402	NAKSH	GREEN PEAKS ENTERPRISES LLP	B	65008	15.38

539402	NAKSH	MULTIPLIER SHARE & STOCK ADVISORS PRIVATE LIMITED	S	115000	15.48
539402	NAKSH	MULTIPLIER SHARE & STOCK ADVISORS PRIVATE LIMITED	B	65000	15.48
539402	NAKSH	PARESH DHIRAJLAL SHAH	S	60000	15.47
540198	OSIAJEE	CHAUBARA EATS PRIVATE LIMITED	B	35000	50.21
540198	OSIAJEE	HARJINDER SINGH	S	73454	50
540198	OSIAJEE	NIDHI JAIN	B	44011	50.01
532911	PARLEIND	MULTIPLIER SHARE & STOCK ADVISORS PRIVATE LIMITED	B	100000	24.38
537573	POLYMAC	RISHU KUMARI	B	44800	20.34
540703	PROCLB	GREEN PEAKS ENTERPRISES LLP	B	35878	56.66
540703	PROCLB	SANJIV SARIN	S	26800	56.66
538647	PURSHOTTAM	BSE LIMITED	S	60000	34.39
541703	RACONTEUR	SHETH AMIT JAYESH	S	27200	10.75
526841	SHAKTIPR	SURESH KUMAR RAMNARAYAN SHARMA	S	19000	33.79
539584	SIPTL	GOURAVKUMAR	B	849000	0.86
523425	SUNRAJDI	BASAVARAJ CHANNAPPA MAHASHETTI	B	90000	12.28
523425	SUNRAJDI	SUNIL CHANDRAKANT GANDHI	S	90100	12.28
539406	SWAGTAM	PURSHOTTAM AGARWAL	S	15600	59.5
537392	TAAZAIN	KARTHICK B	S	65000	4.75
537392	TAAZAIN	SURAJADIGA	B	70369	4.75
521005	TITANIN	KTR CONSTRUCTIONS LLP	S	190167	41.29
542765	TRANSPACT	ANSHUL AGGARWAL	B	5000	230
542765	TRANSPACT	SHANNON ADVISORS PRIVATE LIMITED	B	8000	230
542765	TRANSPACT	VISHAL MAHESH WAGHELA	S	13000	230
544303	TTC	ASHOK KUMAR AGRAWAL	B	9600	409
544303	TTC	CINCO STOCK VISION LLP	S	45000	409
544303	TTC	GREEN PEAKS ENTERPRISES LLP	S	10800	415.4
544303	TTC	GREEN PEAKS ENTERPRISES LLP	B	3600	441.25
544303	TTC	MANSI SHARE & STOCK ADVISORS PRIVATE LIMITED	B	12000	441.25
544303	TTC	MONEYPLANT GOLD & JEWELLERY TRADING L.L.C	B	14400	440.04
544303	TTC	MULTIPLIER SHARE & STOCK ADVISORS PRIVATE LIMITED	S	23400	441.25
544303	TTC	SELVAMURTHY AKILANDESWARI	B	24000	409
544303	TTC	SETU SECURITIES PVT. LTD.	S	30600	409
544303	TTC	SOUMYA MALANI	B	18000	409
531015	VENMAX	MANOJ KUMAR KANDA	S	40000	14.16
544310	YASHHV	AMITA SORAN	B	150000	290.55
544310	YASHHV	DEVI TRADERS LLP	S	160000	298.16
544310	YASHHV	DEVI TRADERS LLP	B	50000	291
544310	YASHHV	HUTOXY KERSI BHADHA	B	330000	290.96
544310	YASHHV	MANSI SHARE & STOCK ADVISORS PRIVATE LIMITED	S	261000	292.4
544310	YASHHV	MANSI SHARE & STOCK ADVISORS PRIVATE LIMITED	B	82000	290.55
544310	YASHHV	YUGA STOCKS AND COMMODITIES PRIVATE LIMITED .	S	148000	290.71

NSE

Security Code	Security Name	Client Name	Deal	Quantity	Price
ACCENTMIC	Accent Microcell Limited	MANOJ AGARWAL HUF	BUY	150000	277.2
AVON-RE	Avonmore Capital	ASHISH CHUGH	BUY	500000	3.52
AVON-RE	Avonmore Capital	INNOVATIVE MONEY MATTERS PRIVATE LIMITED	SELL	13472838	3.5
AVON-RE	Avonmore Capital	KULDIP SINGH RATHEE	BUY	800000	3.51
AVON-RE	Avonmore Capital	RAKAM INFRASTRUCTURES PRIVATE LIMITED	SELL	9527162	3.51
AVON-RE	Avonmore Capital	SAHI TRADING PRIVATE LIMITED	BUY	13000000	3.5
AVON-RE	Avonmore Capital	SUBHASH PHOOTARMAL RATHOD	BUY	7960000	3.5
AVON-RE	Avonmore Capital	THOMSON AND WYMAN ENTERPRISES PRIVATE LIMITED	BUY	400000	3.51
BGLOBAL	Bharatiya Global Info Ltd	MARWADI CHANDARANA INTERMEDIARIES BROKERS PRIVATE LIMITED	BUY	90000	4.49
COMMITTED	Committed Cargo Care Ltd	DB INTERNATIONAL STOCK BROKERS LIMITED	SELL	200000	118.7
DIGJAMLTD	Digjam Ltd	MANSI SHARE AND STOCK ADVISORS PVT LTD	BUY	156330	68.78
HILTON	Hilton Metal Forging Limi	VARMA PUJA M	BUY	111120	100.17
HISARMETAL	Hisar Metal Ind. Limited	SHAH SHARAD KANAYALAL	SELL	59050	216.33
JALAN	Jalan Transolu. India Ltd	PARTHA PRATIM ROYCHOWDHURY	SELL	114000	8.8
JALAN	Jalan Transolu. India Ltd	VIKASH KUMAR	BUY	81000	8.8
JIWANRAM	Jivanram Sheodutra Ind L	ALOK PRAKASH (HUF)	SELL	198000	15.16
LAMOSAIC	Lamosaic India Limited	MANSI SHARE AND STOCK ADVISORS PVT LTD	BUY	58200	86.56
MITTAL	Mittal Life Style Limited	ANANT WEALTH CONSULTANTS PRIVATE LIMITED	SELL	4200000	2.18
MITTAL	Mittal Life Style Limited	BHAVESH JAIN	BUY	4400000	2.18
OLIL	Oneclick Logistics Ind L	MAHESH LILADHAR BHANUSHALI	SELL	42000	99.32
OLIL	Oneclick Logistics Ind L	RAJAN SHIVRAM MOTE	SELL	54000	98.22
OLIL	Oneclick Logistics Ind L	SAKRI LILADHAR BHANUSHALI	SELL	25200	99
OSELDEVICE	Osel Devices Limited	ACINTYO INVESTMENT FUND PCC- CELL 1	SELL	159200	235.47
OSELDEVICE	Osel Devices Limited	GLOBALWORTH SECURITIES LIMITED	SELL	113600	232.54
PURPLEUTED	Purple United Sales Ltd	MANSI SHARE AND STOCK ADVISORS PVT LTD	BUY	51000	218.4
RAJPUTANA	Rajputana Biodiesel Ltd	DEEPAK DHANJI PATEL	BUY	61000	322.68
SIKKO-RE	Sikko Industries Ltd	ANUNG TAJO	BUY	110000	1.9
SIKKO-RE	Sikko Industries Ltd	JAYANTIBHAI MOHANBHAI KUMBHANI	SELL	214370	1.87
TIMESGTY	Times Guaranty Limited	TANVI AMIT JAJOO	SELL	50000	205.56

**Disclosure:**

Research Reports that are published by Nirmal Bang Securities Private Limited (hereinafter referred to as "NBSPL") are for private circulation only. NBSPL is a registered Research Analyst under SEBI (Research Analyst) Regulations, 2014 having Registration no. INH000001766. NBSPL is also a registered Stock Broker with National Stock Exchange of India Limited, BSE Limited, Metropolitan Stock Exchange of India Limited, Multi Commodity Exchange of India Limited and , National Commodity and Derivative Exchange Limited in Capital Market , Equity and Commodities derivatives segments and Currency Derivatives Segment .

NBSPL has other business divisions with independent research teams separated by Chinese walls, and therefore may, at times, have different or contrary views on stocks and markets.

NBSPL or its associates have not been debarred / suspended by SEBI or any other regulatory authority for accessing / dealing in securities Market since last 20 years. NBSPL, its associates or analyst or his relatives do not hold any financial interest (Except Investment) in the subject company. NBSPL or its associates or Analyst do not have any conflict or material conflict of interest at the time of publication of the research report with the subject company. NBSPL or its associates or Analyst or his relatives may or may not hold beneficial ownership of 1% or more in the subject company at the end of the month immediately preceding the date of publication of this research report.

NBSPL or its associates / analyst has not received any compensation / managed or co-managed public offering of securities of the company covered by Analyst during the past twelve months. NBSPL or its associates have not received any compensation or other benefits from the company covered by Analyst or third party in connection with the research report. Analyst has not served as an officer, director or employee of Subject Company. NBSPL / analyst has not been engaged in market making activity of the subject company.

**Analyst Certification:** The research analysts and authors of these reports, hereby certify that the views expressed in this research report accurately reflects my/our personal views about the subject securities, issuers, products, sectors or industries. It is also certified that no part of the compensation of the analyst(s) was, is, or will be directly or indirectly related to the inclusion of specific recommendations or views in this research. The analyst(s) principally responsible for the preparation of this research report and has taken reasonable care to achieve and maintain independence and objectivity in making any recommendations.



**Disclaimer:**

The Research Report is for the personal information of the authorized recipient and does not construe to be any investment, legal or taxation advice. NBSPL is not soliciting any action based upon it. Nothing in the research report shall be construed as a solicitation to buy or sell any security or product, or to engage in or refrain from engaging in any such transaction. In preparing the research report, we did not take into account the investment objectives, financial situation and particular needs of the reader.

The research report has been prepared for the general use of the clients of NBSPL and must not be copied, either in whole or in part, or distributed or redistributed to any other person in any form. If you are not the intended recipient you must not use or disclose the information in the research report in any way. Though disseminated to all the customers simultaneously, not all customers may receive the research report at the same time. NBSPL will not treat recipients as customers by virtue of their receiving the research report. The research report is not directed or intended for distribution to or use by any person or entity resident in a state, country or any jurisdiction, where such distribution, publication, availability or use would be contrary to law, regulation or which would subject NBSPL & its group companies to registration or licensing requirements within such jurisdictions.

The report is based on the information obtained from sources believed to be reliable, but we do not make any representation or warranty that it is accurate, complete or up-to-date and it should not be relied upon as such. We accept no obligation to correct or update the information or opinions in it. NBSPL or any of its affiliates or employees shall not be in any way responsible for any loss or damage that may arise to any person from any inadvertent error in the information contained in the research report. NBSPL or any of its affiliates or employees do not provide, at any time, any express or implied warranty of any kind, regarding any matter pertaining to this report, including without limitation the implied warranties of merchantability, fitness for a particular purpose, and non-infringement. The recipients of the research report should rely on their own investigations.

This information is subject to change without any prior notice. NBSPL reserves its absolute discretion and right to make or refrain from making modifications and alterations to this statement from time to time. Nevertheless, NBSPL is committed to providing independent and transparent recommendations to its clients, and would be happy to provide information in response to specific client queries.

Before making an investment decision on the basis of research report, the reader needs to consider, with or without the assistance of an adviser, whether the advice is appropriate in light of their particular investment needs, objectives and financial circumstances. There are risks involved in securities trading. The price of securities can and does fluctuate, and an individual security may even become valueless. International investors are reminded of the additional risks inherent in international investments, such as currency fluctuations and international stock market or economic conditions, which may adversely affect the value of the investment. Opinions expressed are subject to change without any notice. Neither the company nor the director or the employees of NBSPL accept any liability whatsoever for any direct, indirect, consequential or other loss arising from any use of the research report and/or further communication in relation to the research report. Here it may be noted that neither NBSPL, nor its directors, employees, agents or representatives shall be liable for any damages whether direct or indirect, incidental, special or consequential including lost revenue or lost profit that may arise from or in connection with the use of the information contained in the research report.

Copyright of this document vests exclusively with NBSPL.

Our reports are also available on our website

Registration granted by SEBI and certification from NISM in no way guarantee performance of NBSPL or provide any assurance of returns to investors.

**Nirmal Bang Research (Division of Nirmal Bang Securities Pvt. Ltd.)**

B-2, 301/302, Marathon Innova,  
Opp. Peninsula Corporate Park  
Off. Ganpatrao Kadam Marg  
Lower Parel(W), Mumbai-400013  
Board No. : 91 22 6723 8000/8001  
Fax. : 022 6723 8010